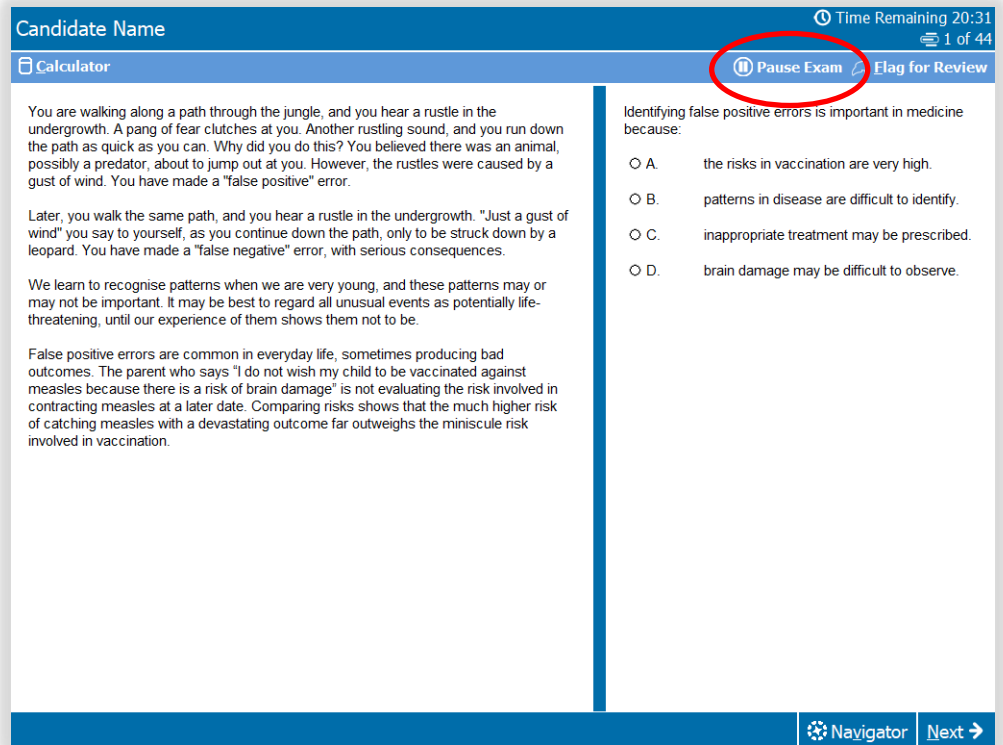


Pause-the-Clock Functionality Guide 2025

You are limited to a maximum of 3 rest breaks in each section. The term 'section' refers to both subtests and introduction screens.

To pause your test, click the **Pause Exam** button at the top right of the screen to bring up the blue control panel.

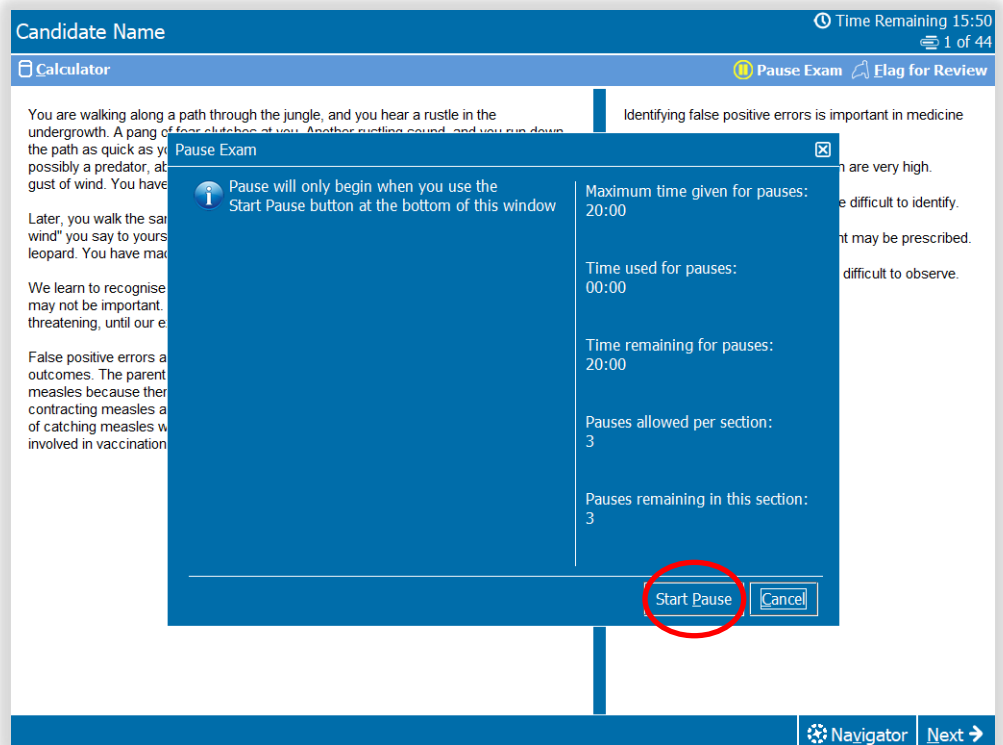


The control panel will show:

- the maximum time given for pause-the-clock breaks.
- how much time has been used.
- how much time is remaining.
- how many pause-the-clock breaks are allowed in the current section.
- how many pause-the-clock breaks are remaining in the current section.

Important!

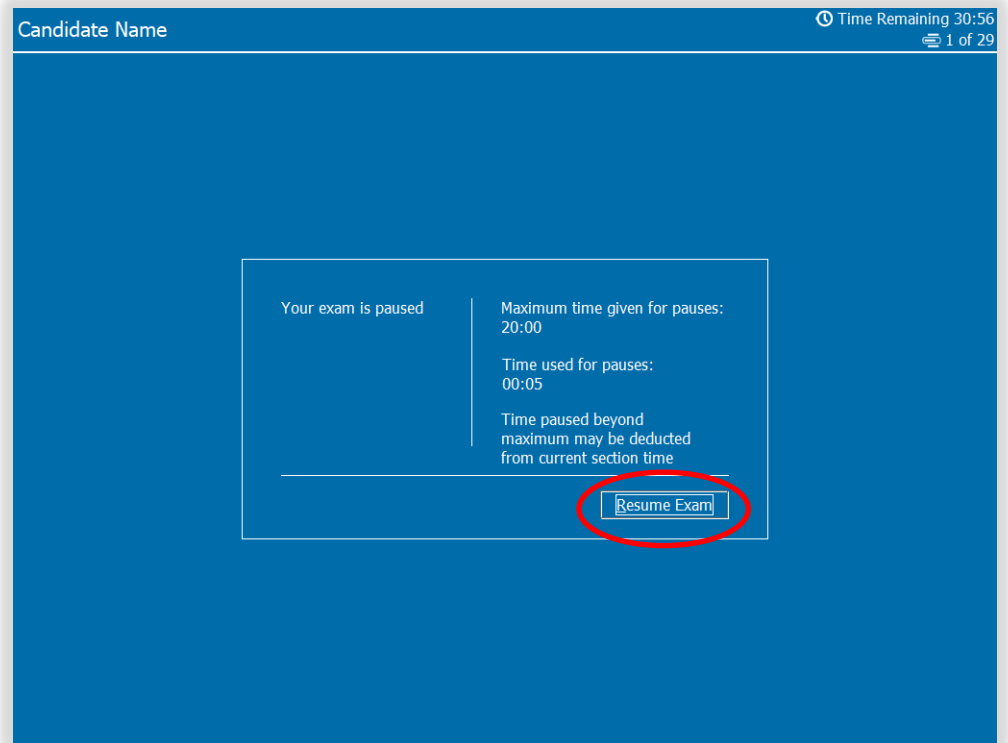
Test time is still counting down until you click **Start Pause**.



When the test is paused, the exam screen is obscured.

The control panel will state 'Your exam is paused' and will track how much pause time is being used.

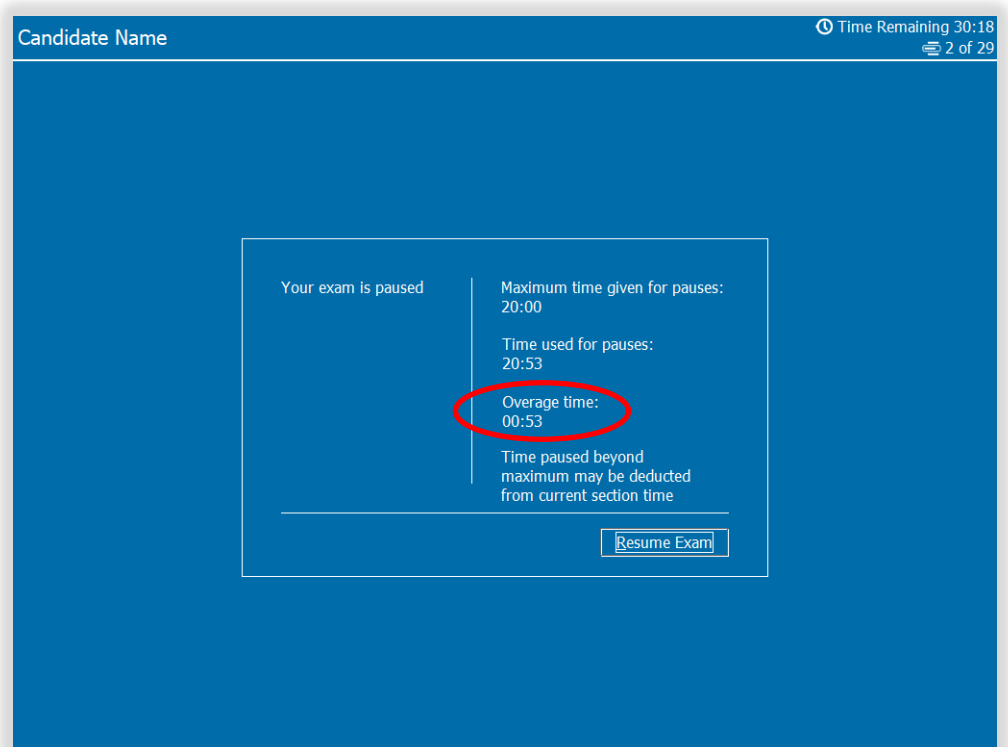
When you wish to resume testing click **Resume Exam**.



If you exceed the maximum time available for pauses, the control panel will count this as **Overage Time**.

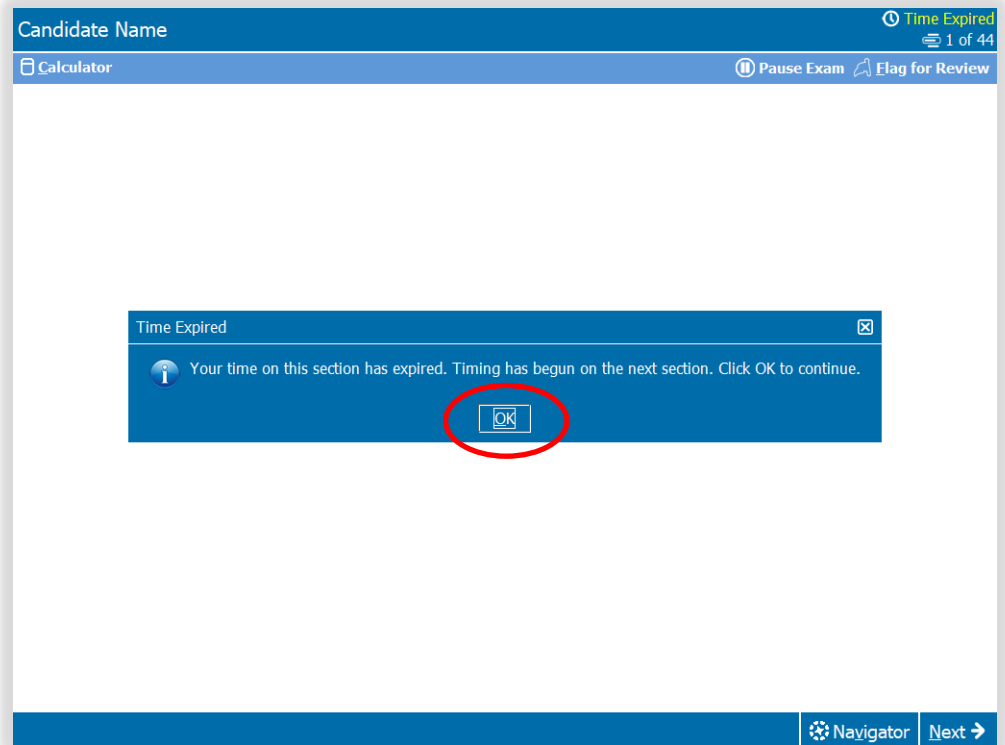
Important!

Overage Time will be deducted from time remaining in the current section when you click **Resume Exam**.



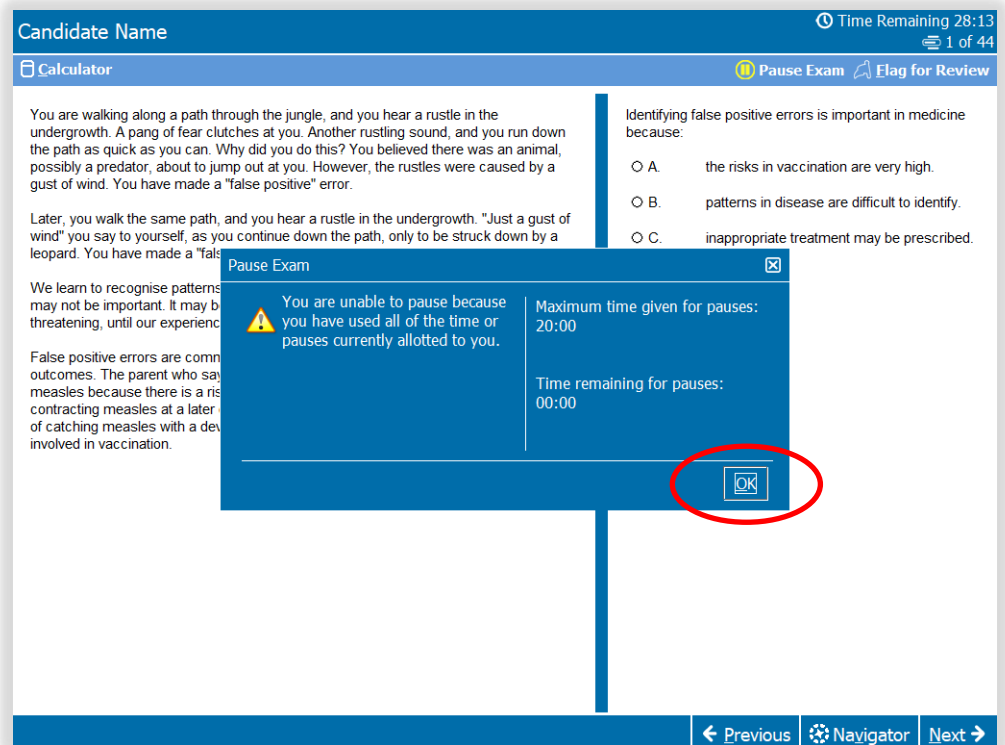
If the amount of **Overall Time** exceeds any time remaining in your current section of the test, you will see a **'Time Expired'** message.

Click **OK** promptly to continue.



If you click **Pause Exam** and have used all the available pause time, you will not be able to pause the test again.

Click **OK** promptly to resume testing.



If you click **Pause Exam** and have used all the available pause-the-clock breaks in your current section, you will not be able to pause again until you have moved to the next section.

Click **OK** promptly to resume testing.

The screenshot shows an exam interface with a blue header bar. The header bar contains 'Candidate Name' on the left, 'Time Remaining 20:48' and '1 of 44' on the right. Below the header bar is a 'Calculator' icon and 'Pause Exam' and 'Flag for Review' buttons. The main content area is split into two columns. The left column contains a passage about a jungle path and a 'false positive' error. The right column contains a question about identifying false positive errors in medicine, with three multiple-choice options (A, B, C). A 'Pause Exam' dialog box is overlaid on the screen. The dialog box has a title bar with a close button. The main text of the dialog box reads: 'You are unable to pause because you have used all of the time or pauses currently allotted to you.' To the right of this text, it says 'Pauses allowed per section: 3' and 'Pauses remaining in this section: 0'. At the bottom right of the dialog box, there is an 'OK' button, which is circled in red. At the bottom of the exam interface, there is a 'Navigator' button and a 'Next' button with a right-pointing arrow.