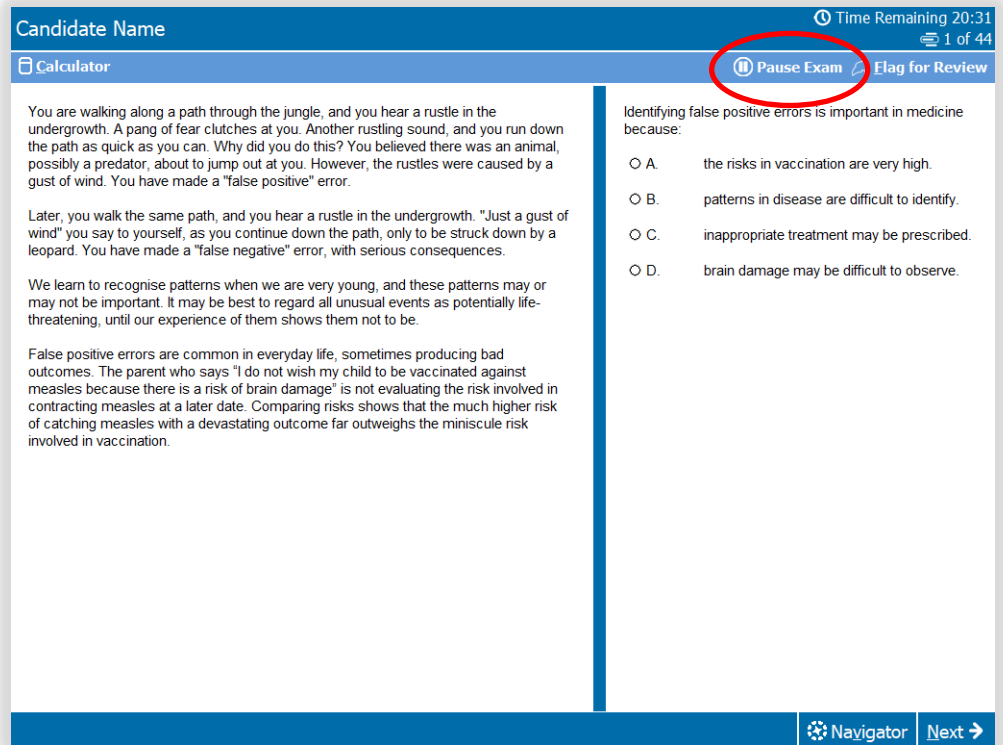


Pause-the-Clock Functionality Guide

You are limited to a maximum of 3 rest breaks in each section. The term 'section' refers to both subtests and introduction screens.

To pause your test, click the **Pause Exam** button at the top right of the screen to bring up the blue control panel.

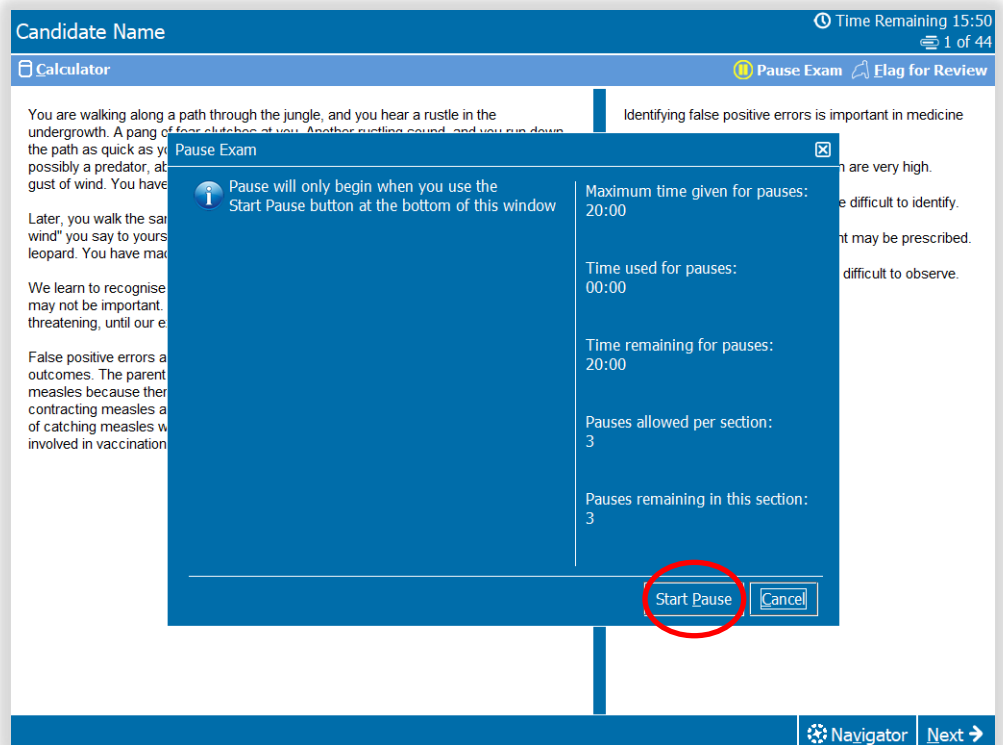


The control panel will show:

- the maximum time given for pause-the-clock breaks.
- how much time has been used.
- how much time is remaining.
- how many pause-the-clock breaks are allowed in the current section.
- how many pause-the-clock breaks are remaining in the current section.

Important!

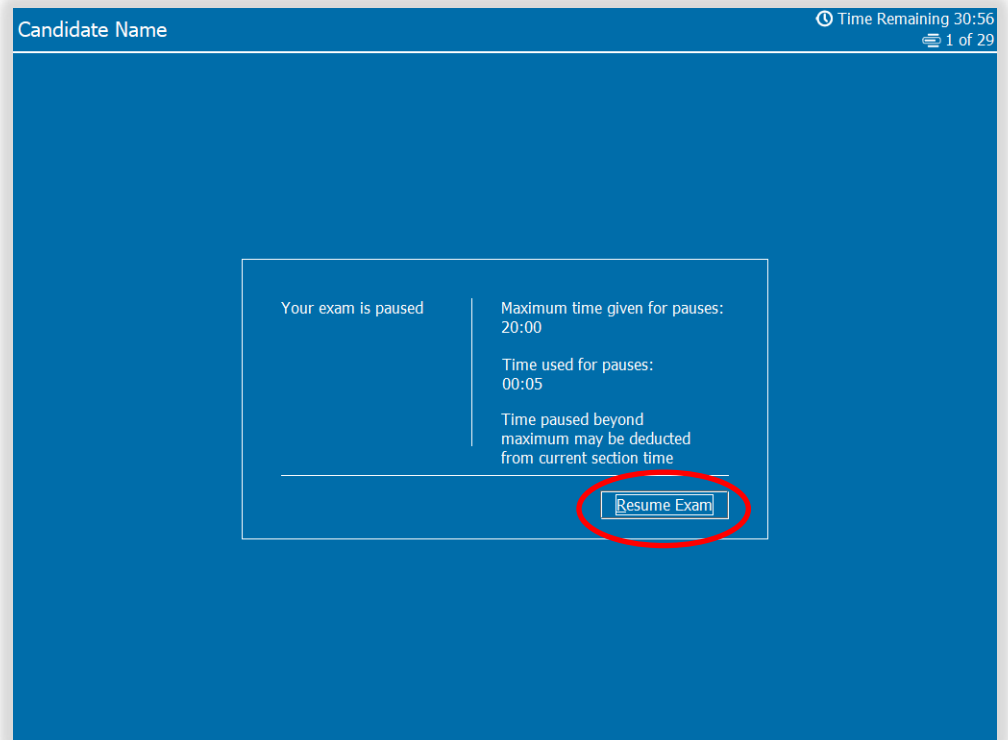
Test time is still counting down until you click **Start Pause**.



When the test is paused, the exam screen is obscured.

The control panel will state 'Your exam is paused' and will track how much pause time is being used.

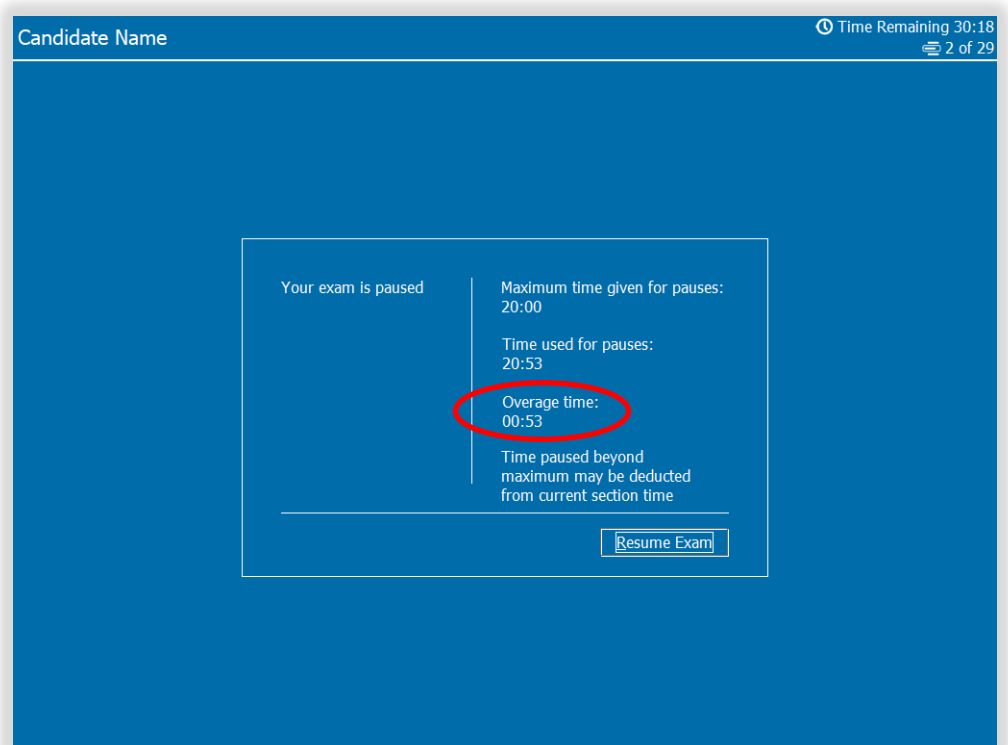
When you wish to resume testing click **Resume Exam**.



If you exceed the maximum time available for pauses, the control panel will count this as **Overage Time**.

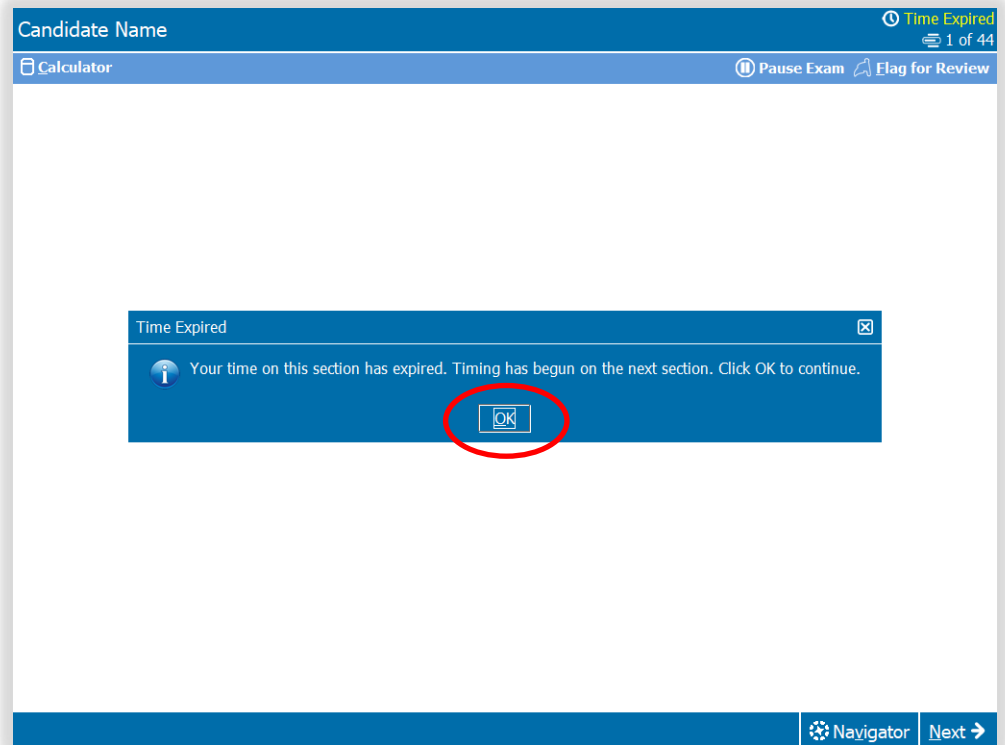
Important!

Overage Time will be deducted from time remaining in the current section when you click **Resume Exam**.



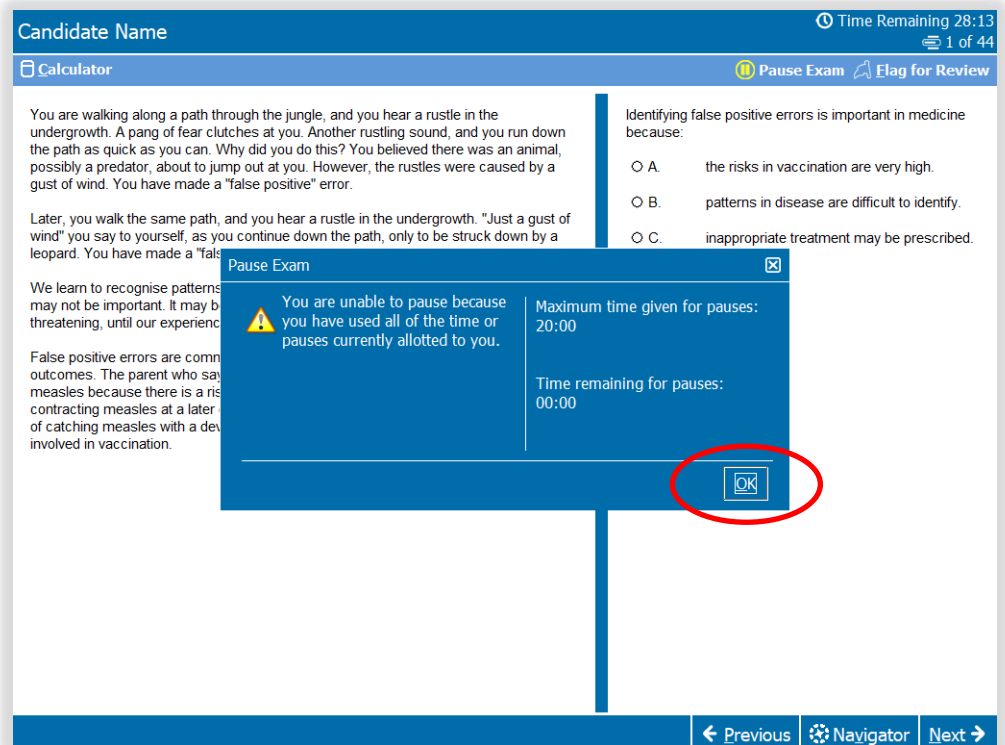
If the amount of **Overall Time** exceeds any time remaining in your current section of the test, you will see a **'Time Expired'** message.

Click **OK** promptly to continue.



If you click **Pause Exam** and have used all the available pause time, you will not be able to pause the test again.

Click **OK** promptly to resume testing.



If you click **Pause Exam** and have used all the available pause-the-clock breaks in your current section, you will not be able to pause again until you have moved to the next section.

Click **OK** promptly to resume testing.

The screenshot shows an exam interface with a blue header bar. On the left, there is a 'Candidate Name' field. On the right, it shows 'Time Remaining 20:48' and '1 of 44'. Below the header, there is a 'Calculator' icon and 'Pause Exam' and 'Flag for Review' buttons. The main content area contains a passage about a false positive error in a jungle and a multiple-choice question about identifying false positive errors in medicine. A 'Pause Exam' dialog box is overlaid on the text, containing a warning icon and the message: 'You are unable to pause because you have used all of the time or pauses currently allotted to you.' To the right of this message, it says 'Pauses allowed per section: 3' and 'Pauses remaining in this section: 0'. An 'OK' button is circled in red at the bottom right of the dialog box. At the bottom of the screen, there is a 'Navigator' button and a 'Next' button with a right arrow.